

If you have any questions, please contact me at [jamie@teachmommyteach.com](mailto:jamie@teachmommyteach.com)

Thank you for downloading!

You May:

- use these resources in your own home or classroom for non-commercial use.
- print as many copies as you would like.
- share the website link, <https://teachmommyteach.com/>, where this printable can be found, so that others can download the file.

You May NOT:

- sell, give away, or share a printed copy. Each person should download separately and print.
- print out a copy for multiple teachers, as in an entire school, co-op, or other group. Each teacher should download separately and print.
- link directly to the pdf. Instead, link to the page on <https://teachmommyteach.com/> or <https://teacherspayteacher.com/> where you found the download.
- claim this or any part of this printable as your own.
- alter this printable and claim it as your own.
- host any of the files on your personal or other websites that can be shared with others.
- Upload this resource to any file sharing sites

Credits!! Thank you Speaking of Images and Open Clipart!



<https://www.teacherspayteachers.com/Store/Speaking-Of-Images>



<https://openclipart.org/>

# Set 2 Book 1: Fun in the Sun

## Pre-Reading Worksheets

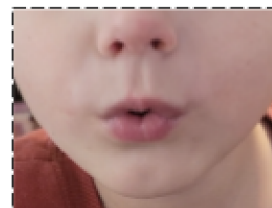
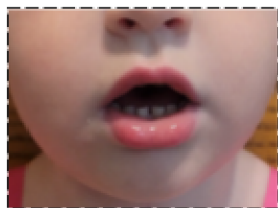


Your child will practice *CVC* words, the sight word *was*, and reading a list of words in a sentence.

Name: \_\_\_\_\_

Let's practice the 'schwa a sound.' The 'schwa a sound' sounds like the 'short u sound,' but there is less stress. Look at the picture of the mouth below, and practice saying the 'schwa a sound.'



The word **WAS** has a 'schwa a sound.' Let's practice the high frequency word **WAS**. Cut out the mouth pictures. Glue the correct mouth above the letter in the box. The **s** makes a **z** sound.



Name: \_\_\_\_\_

Practice reading the high frequency word **WAS**. Then color the word.



Help the family find their dog by following the word was through the maze





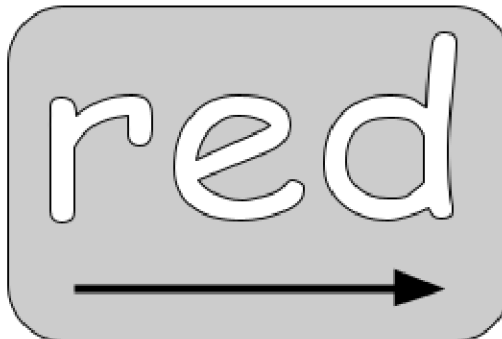
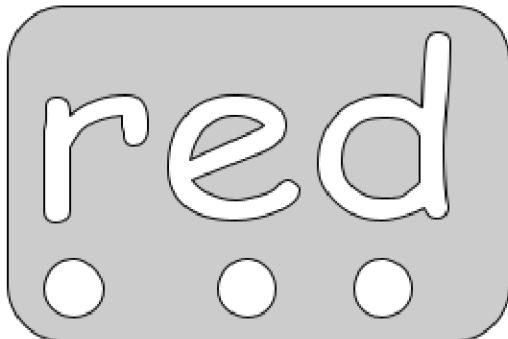
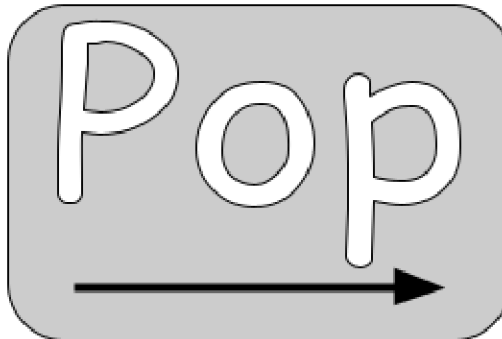

was	was	wit	pit	when	Send	Jen	
wad	wed	was	was	was	wed	ben	Bend
man	an			fan	was	band	sand
cat	Can		bid	was	was	bin	cot
bot	cot	rot	pig	Jan	beg	was	bat
ban	beg	bot	big	an	was	was	bet
wad	was	was	was	was	big	saw	saw
the	was	was	was	was	big	was	was
is	was	was	was	was	was	was	was



Thank you [openclipart.org](https://openclipart.org) for the wonderful clipart!

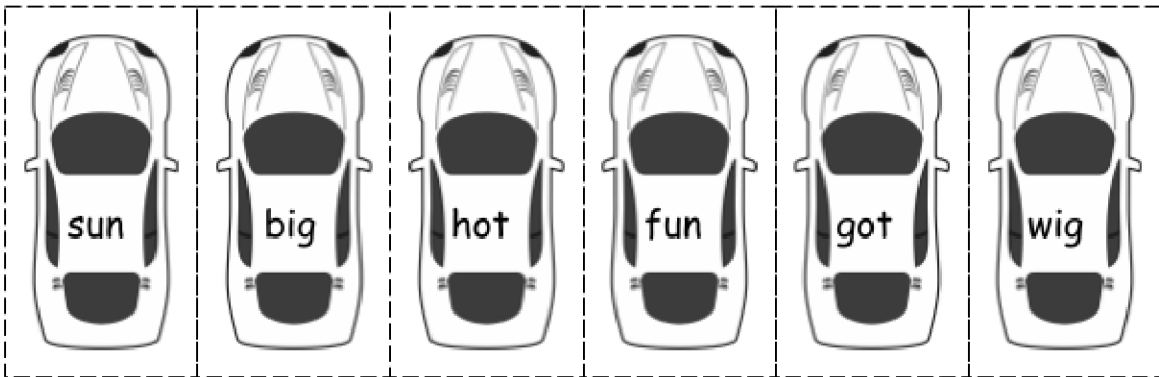
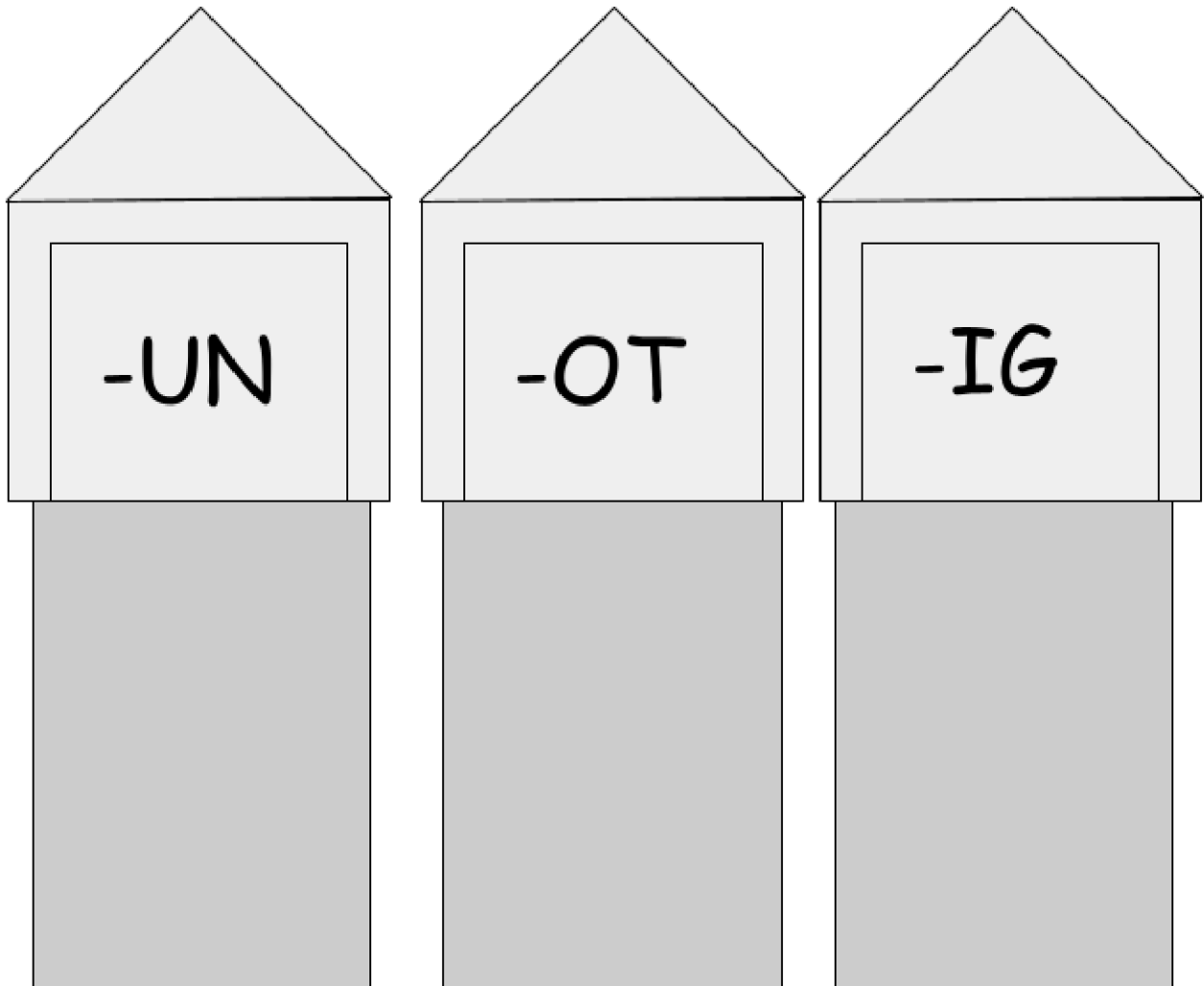
Name: \_\_\_\_\_

Touch each dot and say the sound the letter(s) represent. Then, touching the arrow, put the sounds together to sound out the word.



Name: \_\_\_\_\_

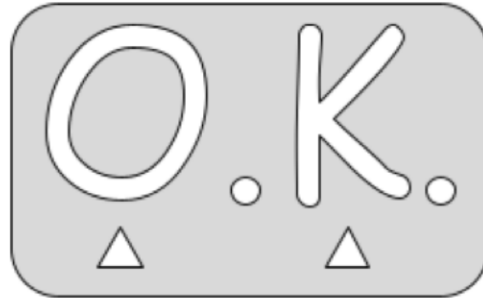
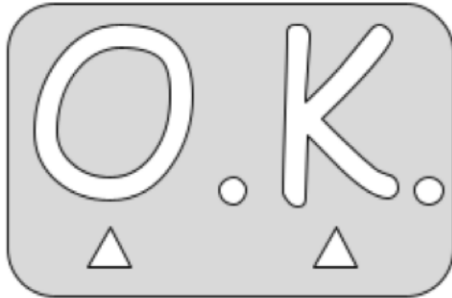
Glue the cars in front of the correct garage.



Thank you [openclipart.org](https://openclipart.org) for the wonderful clipart!

Name: \_\_\_\_\_

You do not sound out this word. It is an acronym. Just say the letter names.



When you write a list of more than 2 items, you use a comma. This is a comma , .  
Read the following sentences and circle the commas.

The cat, dog, and pig nap.

We eat hot dogs, beans, and plums.

The pigs, hens, cats, and dogs need feed.

O. K. The tot needs a bot, a cot, and sleep.

Set 2 Book 1:  
Fun in the Sun

Extra Practice  
Post-Reading Worksheets



Name: \_\_\_\_\_

Read the following short story.

Let's get the pack, picnic, and hat! Let's run in the sand! Fun in the sun!



Thank you [openclipart.org](https://openclipart.org).

Set 2 Book 1:

Fun in the Sun

**Answers**

Pre-Reading Worksheets







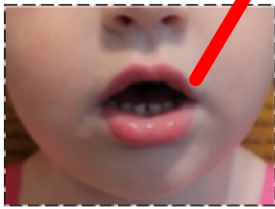

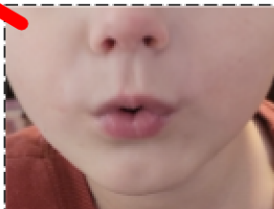
Your child will practice *CVC* words, the sight word *was*, and reading a list of words in a sentence.

Name: Answers

Let's practice the 'schwa a sound.' The 'schwa a sound' sounds like the 'short u sound,' but there is less stress. Look at the picture of the mouth below, and practice saying the 'schwa a sound.'



The word **WAS** has a 'schwa a sound.' Let's practice the high frequency word **WAS**. Cut out the mouth pictures. Glue the correct mouth above the letter in the box. The **s** makes a **z** sound.


		
		
		

Red lines indicate that the 'w' and 's' boxes are crossed out, and the 'a' mouth picture is the correct choice for the 'a' box.

# Answers

Name: \_\_\_\_\_

Practice reading the high frequency word **WAS**. Then color the word.



Help the family find their dog by following the word was through the maze



	was	was	wit	pit	when	Send	Jen
wad	wed	was	was	was	wed	ben	Bend
man				was		band	sand
cat	an	fan		was	was	bin	cot
bot		Can		bid		can	fot
ban	cot	rot	pig	Jan	beg	was	bat
wad	beg	bot	big	an	was	was	bet
the	was	was	was	was		big	
is	was	was	was	was	was	was	was



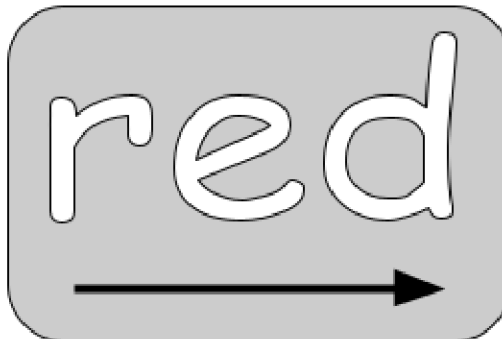
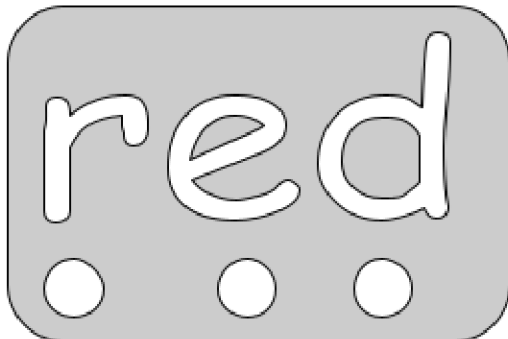
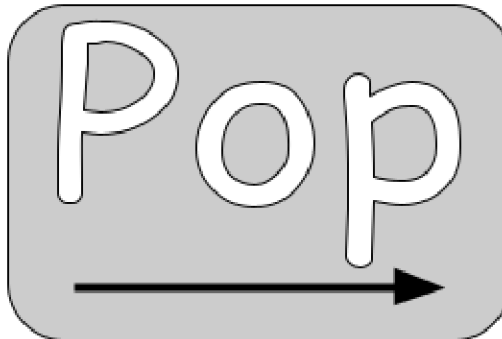



Thank you [openclipart.org](https://openclipart.org) for the wonderful clipart!

# Answers

Name: \_\_\_\_\_

Touch each dot and say the sound the letter(s) represent. Then, touching the arrow, put the sounds together to sound out the word.



# Answers

Name: \_\_\_\_\_

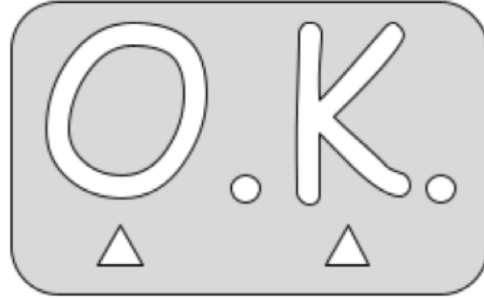
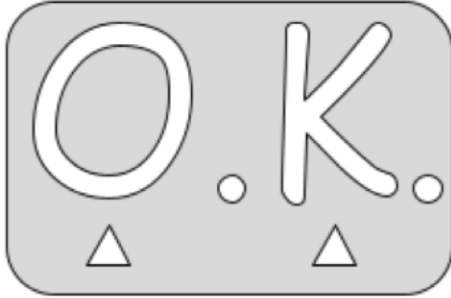
Glue the cars in front of the correct garage.

The image shows three garages with signs: -UN, -OT, and -IG. Below them are six cars with words: sun, big, hot, fun, got, and wig. Red lines connect the cars to the garages: 'sun' to '-UN', 'big' to '-IG', 'hot' to '-OT', 'fun' to '-OT', 'got' to '-OT', and 'wig' to '-IG'. The '-OT' garage has a large red 'X' over it, indicating it is not the correct match for any of the cars.

Thank you [openclipart.org](https://openclipart.org) for the wonderful clipart!

Name: Answers

You do not sound out this word. It is an acronym. Just say the letter names.



When you write a list of more than 2 items, you use a comma. This is a comma , .  
Read the following sentences and circle the commas.

The cat, dog, and pig nap.

We eat hot dogs, beans, and plums.

The pig, hens, cats, and dogs need feed.

O. K. The tot needs a bot, a cot, and sleep.

Set 2 Book 1:  
Fun in the Sun  
**Answers**  
Extra Practice  
Post-Reading Worksheets



# Answers

Name: \_\_\_\_\_

Read the following short story.

Let's get the pack, picnic, and hat! Let's run in the sand! Fun in the sun!



Thank you [openclipart.org](https://openclipart.org).